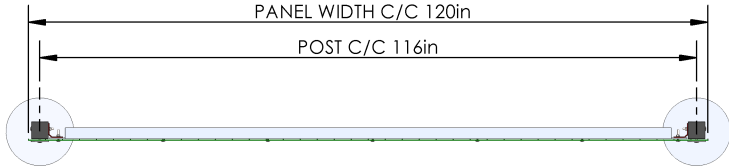


| SYSTEM HEIGHT | POST EMBEDMENT (A) (inches) | PANEL HEIGHT (B) (inches) | TOTAL POST HEIGHT (C) (inches) | FOUNDATION DEPTH (E) (inches) |
|---------------|--------------------------------|------------------------------|-----------------------------------|-------------------------------------|
| 4ft | 24 | 48 | 72 | 30 |
| 5ft | 24 | 60 | 84 | 30 |
| 6ft | 24 | 72 | 96 | 30 |
| 7FT | 36 | 84 | 120 | 42 |
| 8FT | 36 | 96 | 132 | 42 |
| 10FT | 42 | 120 | 162 | 48 |
| ABOVE 10FT | AVAILABLE ON REQUEST | | | |

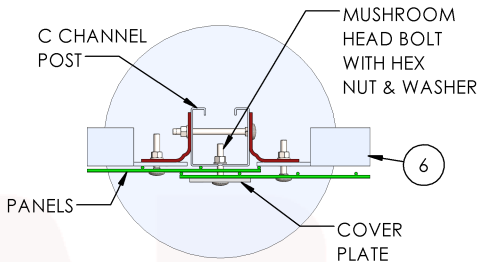
NOTES: GENERAL

- ALL DIMENSIONS ARE IN inches UNLESS SPECIFIED

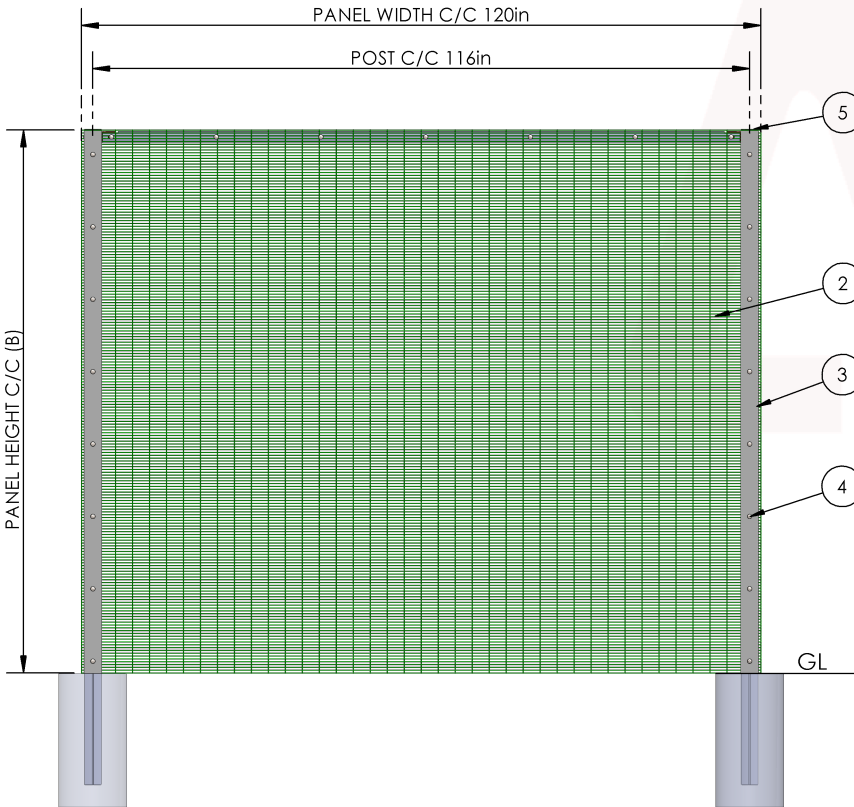
| SR. NO. | ITEM | DESCRIPTION |
|---------|-------------|--|
| 1 | FENCE POST | 3"x3" C CHANNEL, BASED ON APPLICABLE HEIGHT & WIND LOAD THICKNESS WILL VARY. |
| 2 | PANEL | MESH SIZE : 3"x0.5" WIRE Ø: 11ga TO 4ga |
| 3 | COVER PLATE | 3/16" THK. |
| 4 | NUT & BOLT | 5/16x2" LONG MUSHROOM HEAD BOLT WITH HEX NUT. |
| 5 | POST CAP | TO SUIT WITH POST. |
| 6 | TOP RAIL | EQUAL ANGLE 2"x2" |



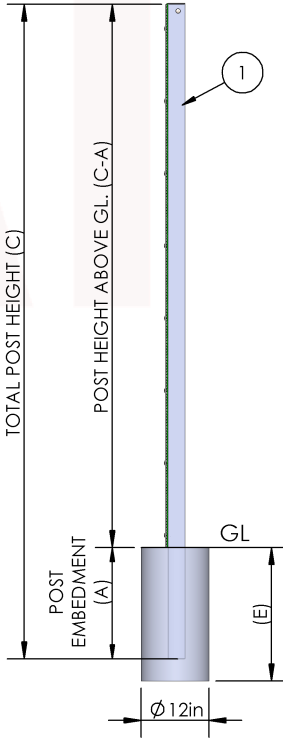
TOP VIEW




PANEL FIXING DETAIL



TYPICAL FENCE ELEVATION



SIDE VIEW



ISOMETRIC VIEW

THIS DRAWING, AND INFORMATION HEREWITH, MAY BE COVERED BY A PATENT OR PATENT PENDING DESIGNATION, AND IS ALSO CONFIDENTIAL AND PROPRIETARY IN NATURE. THE INFORMATION CONTAINED IN THIS DRAWING IS THE SOLE PROPERTY OF A1 AMERICAS SECURITY GROUP, LLC. ANY REPRODUCTION IN PART OR AS A WHOLE WITHOUT THE WRITTEN PERMISSION OF A1 AMERICAS SECURITY GROUP, LLC. IS PROHIBITED.



9727 TANNER RD.
HOUSTON, TX 77041

| | | |
|--------------------------------------|-----------------|------------|
| DRAWING TITLE : A1 ArmorMesh Level I | | |
| DRAWING NO. : WM03250030R0 | | |
| SCALE : NTS | | |
| SHEET NO. : 1 OF 1 | | |
| PROJECTION : | | |
| | DESCRIPTION : | DATE : |
| DRAWN BY : | YASH CHAVAN | 01.29.2025 |
| CHECKED BY : | MEHUL JADHAV | 01.29.2025 |
| APPROVED BY : | RUPESH TALAGERI | 01.29.2025 |